



**VITRONIC**  
the machine vision people



VITUS BODYSCAN

# 3D BODY SCANNING FOR PERFORMANCE DIAGNOSTICS

VITUS BODYSCAN enables highly accurate 3D capturing of anthropometric data in just a few seconds. For example, it is possible to objectively measure the length of the arm and leg, the circumference of the thigh, or a body's girth, as well as asymmetries of the human body (for example, in cases of scoliosis). VITUS captures data that meets the highest quality standards and can be used for statistical evaluations as well as scientific research. [www.vitronic.com](http://www.vitronic.com)

## Measuring the Human Body

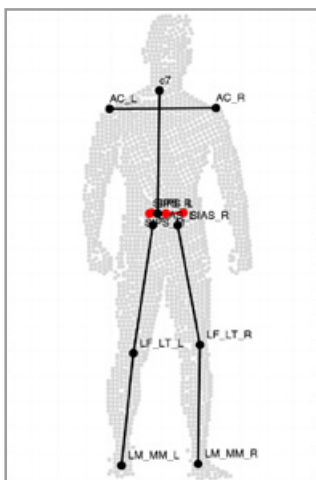
The 3D scan data captured by VITUS BODYSCAN provides valuable analysis information that can be used to determine build and physical development in young athletes. Furthermore, precise three-dimensional data capturing helps identify possible misalignments of the human body such as pelvic obliquity or asymmetries of the musculoskeletal system. This helps identify asymmetries in leg circumference or in the spine, which can have different effects on a body's musculature.

By the BIOMECH application of VITUS BODYSCAN circumferences of any size, large or small, and surface areas can also be calculated. This data can then serve as the basis for targeted training plans. Continuous and objective measurement of athletes over the course of time helps support the monitoring, quantifying, and documenting of training plans to determine their effectiveness. Also for orthopedic therapy the 3D data is applied for controlling and documenting the course of treatment.

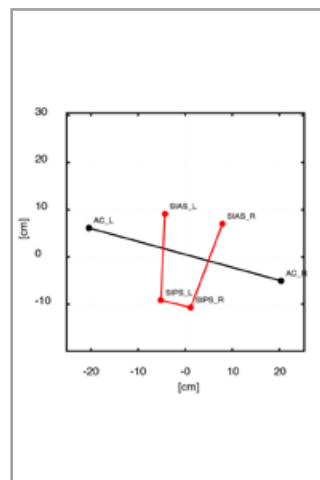
The multifaceted evaluation of 3D data sets is very useful in sports science research. The German Sport University Cologne and "momentum", the German Research Centre for Elite Sport Cologne, have been using the VITUS body scanner for years in various research projects in the area of biomechanics and orthopedics and in the coaching of top athletes.

Standardized and fully automatic measurement of athletes makes capturing data easy. The quality of the collected anthropometric data sets is extremely high enabling clinically tested precision and reproducibility of measurements.

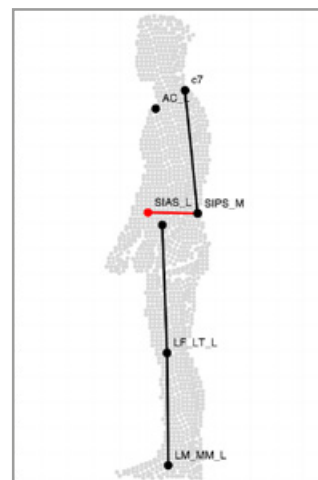
- » Measure athletes in just a few seconds in 3D
- » Monitor training success using pre-post comparisons
- » Document athlete build in 3D
- » Clinically tested precision and measurement reproducibility
- » Objective measuring
- » No risk to health – no exposure to rays



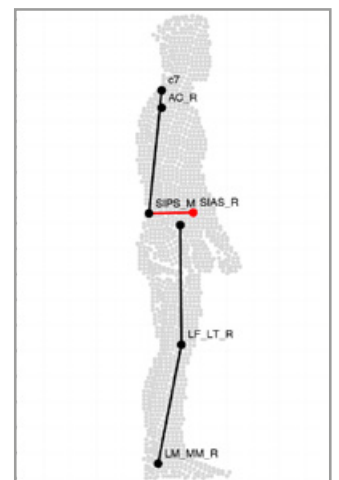
frontal view



transversal view



sagittal view (left)



sagittal view (right)